Amundi Global Gender Equality UCITS ETF Acc

FACTSHEET

Marketing Communication

30/09/2026

EQUITY

Objective and Investment Policy

This Sub-Fund is passively managed. The objective of this Sub-Fund is to track the performance of Solactive Equileap Global Gender Equality Index (the "Index"), and to minimize the tracking error between the net asset value of the Sub-Fund and the performance of the Index. The anticipated level of the tracking error, under normal market conditions is indicated in the prospectus of the Sub-Fund. The Index is a Net Total Return Index: dividends net of tax paid by the index constituents are included in the Index return. The Index is an equity index published and calculated by Solactive, that provides exposure to the leading companies in the fields of gender equality where components meet Environmental, Social and Governance (ESG) requirements The Index methodology is constructed using a "Best-in-class approach": best ranked companies are selected to construct the Index. "Best-in-class" is an approach where leading or best-performing investments are selected within a universe, industry sector or class. It excludes companies falling behind on an ESG level, particularly on the basis of ESG ratings. Using such Best-in-class approach, the Index follows an extra-financial approach significantly engaging that permits the reduction by at least 20% of the initial investment universe (expressed in number of issuers).The ESG key issues include for instance, but are not limited to, water stress, carbon emissions, labor management or business ethics. The limits of the approach adopted are described in the Sub-Fund's prospectus through risk factors such as Sustainable investment risk. The ESG score of companies is calculated by an ESG rating agency, using raw data, models and estimates collected/calculated using methods specific to each provider. Due to the lack of standardisation and the uniqueness of each methodology, the information provided may be incomplete. Assessment of sustainability risks is complex and may be based on ESG data which is difficult to obtain, incomplete, estimated, out of date and/or otherwise materially inaccurate. Even when identified, there can be no guarantee that these data will be correctly assessed. More information about the composition of the Index and its operating rules are available in the prospectus and at: www.Solactive.com. The Index value is available via Bloomberg (EQUALN). The exposure to the Index will be achieved through a direct replication, mainly by making direct investments in transferable securities and/or other eligible assets representing the Index constituents in a proportion extremely close to their proportion in the index. The Investment Manager will be able to use derivatives in order to deal with inflows and outflows and which relate to the Index or constituents of the Index for investment and/or efficient portfolio management. In order to generate additional income to offset its costs, the Sub-Fund may also enter into securities lending operations.

Performances from 12/10/2017 to 30/09/2026 (Source : Fund Admin)

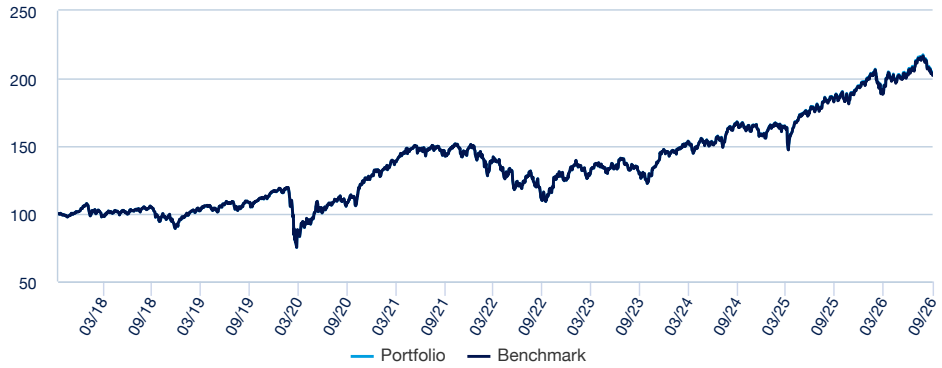

Risk indicators (Source: Fund Admin)

	1 year	3 years	5 years	Inception to date *
Portfolio volatility *	11.70%	12.54%	14.88%	17.27%
Benchmark volatility	11.69%	12.53%	14.87%	17.26%
Ex-post Tracking Error	0.10%	0.10%	0.11%	0.10%
Sharpe ratio	0.62	0.93	0.20	0.32

* Volatility is a statistical indicator that measures an asset's variations around its average value. For example, market variations of +/- 1.5% per day correspond to a volatility of 25% per year. The higher the volatility, the higher the risk.
The Tracking Error indicator measures the performance's difference between the fund and the benchmark

Cumulative returns* (Source: Fund Admin)

Since	YTD 31/12/2025	1 month 31/08/2026	3 months 30/06/2026	1 year 30/09/2025	3 years 29/09/2023	5 years 30/09/2021	Since 12/10/2017
Portfolio	4.90%	-5.16%	-0.43%	9.00%	55.61%	42.37%	102.95%
Benchmark	4.75%	-5.16%	-0.39%	8.79%	55.03%	41.84%	102.14%
Spread	0.15%	-0.01%	-0.05%	0.21%	0.58%	0.53%	0.82%

Morningstar rating ©

Morningstar Overall Rating © : **3 stars**

Morningstar Category © :
EAA FUND GLOBAL LARGE-CAP BLEND EQUITY

Rating date : **30/09/2026**

Number of funds in the category : **5569**

Calendar year performance* (Source: Fund Admin)

	2025	2024	2023	2022	2021	2020	2019	2018	2017	2016
Portfolio	22.59%	7.42%	16.91%	-15.82%	16.00%	10.48%	26.25%	-9.31%	-	-
Benchmark	22.44%	7.33%	16.80%	-15.78%	16.00%	10.31%	26.33%	-9.19%	-	-
Spread	0.15%	0.09%	0.11%	-0.04%	0.00%	0.17%	-0.08%	-0.12%	-	-

** Source : Amundi. The above cover complete periods of 12 months for each calendar year.* ***Past performance is no predictor of current and future results and does not guarantee future yield*** *. Any losses or gains do not take into consideration any costs, commissions and fees incurred by the investor in the issue and buyout of the shares (e.g. taxes, brokerage fees or other commissions deducted by the financial intermediary). If performance is calculated in a currency other than the euro, any losses or gains generated can thereby be affected by exchange rate fluctuations (both upward and downward). The discrepancy accounts for the performance difference between the portfolio and the index.*

EQUITY

Risk Indicator ***(Source : Fund Admin)***

The SRI represents the risk and return profile as presented in the Key Information Document (KID). The lowest category does not imply that there is no risk. The SRI is not guaranteed and may change over time. The risk indicator assumes you keep the product for 5 years.
The summary risk indicator is a guide to the level of risk of this product compared to other products. It shows how likely it is that the product will lose money because of movement in the markets or because we are not able to pay you.

We have classified this product as 4 out of 7, which is a medium risk class. This rates the potential losses from future performance at a medium level, and poor market conditions could impact our capacity to pay you. Additional risks: Market liquidity risk could amplify the variation of product performances. This product does not include any protection from future market performance so you could lose some or all of your investment. Beside the risks included in the risk indicator, other risks may affect the Sub-Fund's performance. Please refer to the MULTI UNITS LUXEMBOURG prospectus.

Characteristics (source: Amundi)

Net Asset Value (NAV)	**A : 20.30 USD**
Assets Under Management (AUM)	**49.23 (million USD)**
Management fees and other administrative or operating costs *	**0.20%**
NAV and AUM as of	**30/09/2026**
ISIN code	**A : LU1691909508**
Replication type	**Physical**
Benchmark	**100% SOLACTIVE EQUILEAP GLOBAL GENDER EQUALITY NET TOTAL RETURN**
Type of shares	**Accumulation**
Fund structure	SICAV under Luxembourg law
UCITS compliant	UCITS
Management Company	Amundi Luxembourg SA
Primary Market Maker	SOCIETE GENERALE / LANG & SCHWARZ
Administrator	SOCIETE GENERALE LUXEMBOURG
Custodian	SOCIETE GENERALE LUXEMBOURG
Independent auditor	DELOITTE AUDIT
Share-class inception date	12/06/2024
Date of the first NAV	12/10/2017
Share-class reference currency	USD
Frequency of NAV calculation	Daily
Minimum recommended investment period	5 years
Fiscal year end	September

* For more information regarding the full set of fees borne by the fund, please refer to its Key Information Document (KID). Transaction fees and commissions may apply when trading ETFs.

Amundi Global Gender Equality UCITS ETF Acc

EQUITY

FACTSHEET

Marketing Communication
30/09/2026

Meet the Team

Lionel Brafman

Head of the Index & Multistrategies team

Mohamed El Jebbah

Portfolio Manager

Liang Hong

Co-Portfolio Manager

Index Data (Source : Amundi)

Description of the Index

The Index is a Net Total Return Index: dividends net of tax paid by the index constituents are included in the Index return. The Index is an equity index published and calculated by Solactive, that provides exposure to the leading companies in the fields of gender equality where components meet Environmental, Social and Governance (ESG) requirements as further described in Appendix I – ESG Related Disclosures to the Sub-Fund's Prospectus.

Information (Source: Amundi)

Asset class : **Equity**
Exposure : **International**

Holdings : **149**

Top 10 benchmark holdings (source : Amundi)

	% of assets (Index)
ILLUMINA INC	1.78%
KEYSIGHT TECHNOLOGIES INC	1.28%
CHARLES RIV LAB INT	1.18%
MERCK & CO. INC.	1.13%
STANDARD CHARTERED PLC	1.02%
BIOGEN INC	1.01%
ABN AMRO BANK NV-CVA	1.01%
SCHRODERS PLC	0.99%
GITLAB INC-CL A	0.99%
AMGEN INC	0.95%
Total	**11.35%**

For illustrative purposes only and not a recommendation to buy or sell securities.

Geographical breakdown (for illustrative purposes only - Source: Amundi)

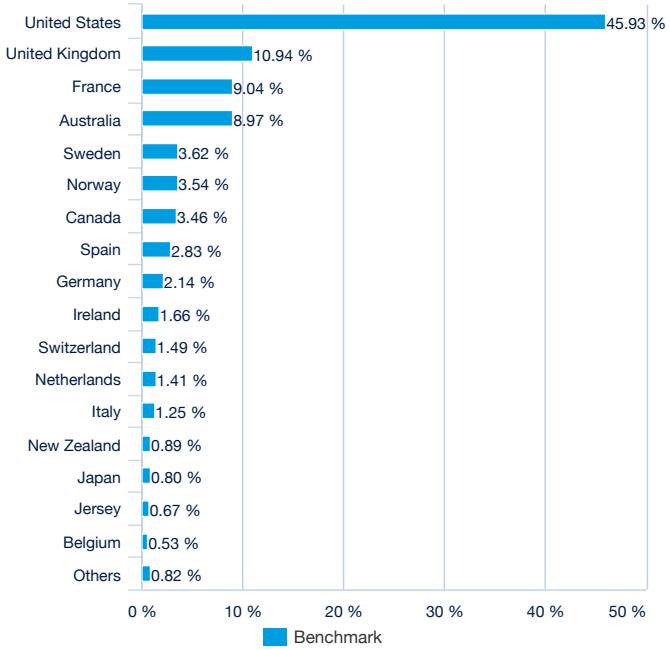

Benchmark Sector breakdown (for illustrative purposes only - Source : Amundi)

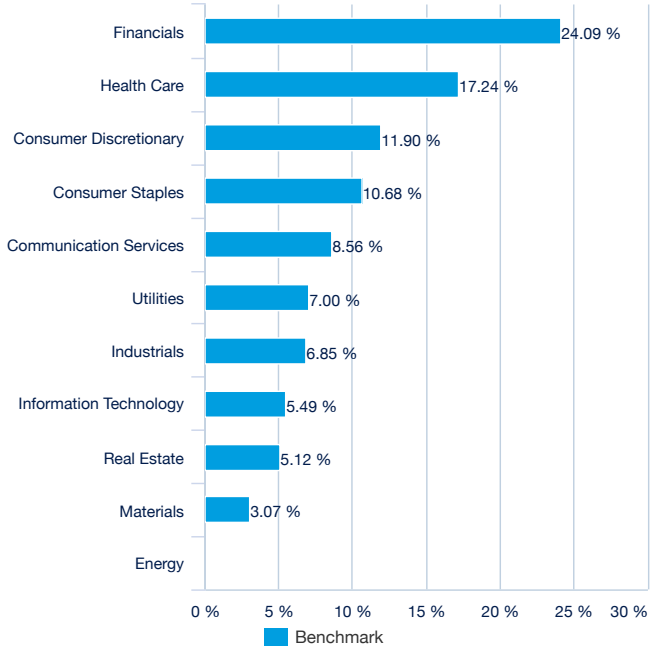

Listing data (source : Amundi)

Place	CCY	Bloomberg Ticker	Bloomberg iNAV	Reuters RIC	Reuters iNAV
Berne Exchange	CHF	ELLE BW	-	LYELLE.BN	-
Deutsche Boerse (Xetra)	EUR	VOOM GY	ELLEEUIV	VOOM.DE	ELLEEURINAV=SOLA
Euronext Paris	EUR	ELLE FP	ELLEEUIV	LYELLE.PA	ELLEEURINAV=SOLA
LSE	USD	ELLE LN	ELLEUSIV	LYXELLE.L	ELLEUSDINAV=SOLA
LSE	GBP	GEND LN	GENDIV	GEND.L	GENDINAV=SOLA

Contact

ETF Sales contact

France & Luxembourg	+33 (0)1 76 32 65 76
Germany & Austria	+49 (0) 800 111 1928
Italy	+39 02 0065 2965
Switzerland (German)	+41 44 588 99 36
Switzerland (French)	+41 22 316 01 51
United Kingdom	+44 (0) 20 7 074 9598
United Kingdom (Instit)	+44 (0) 800 260 5644
Netherlands	+31 20 794 04 79
Nordic countries	+46 8 5348 2271
Hong Kong	+65 64 39 93 50
Spain	+34 914 36 72 45

ETF Capital Markets contact

Téléphone	+33 (0)1 76 32 19 93
Bloomberg IB Chat	Capital Markets Amundi ETF Capital Markets Amundi HK ETF

ETF Market Makers contact

BNP Paribas	+33 (0)1 40 14 60 01
Kepler Cheuvreux	+33 (0)1 53 65 35 25

Amundi contact

Amundi ETF
90 bd Pasteur
CS 21564
75 730 Paris Cedex 15 - France
Hotline : +33 (0)1 76 32 47 74
info-etf@amundi.com

Index Providers

The financial instrument is not sponsored, promoted, sold or supported in any other manner by Solactive AG nor does Solactive AG offer any express or implicit guarantee or assurance either with regard to the results of using the index and/or index trade mark or the index price at any time or in any other respect. The index is calculated and published by Solactive AG. Solactive AG uses its best efforts to ensure that the index is calculated correctly. Irrespective of its obligations towards the issuer, Solactive AG has no obligation to point out errors in the index to third parties including but not limited to investors and/or financial intermediaries of the financial instrument. Neither publication of the index by Solactive AG nor the licensing of the index or index trade mark for the purpose of use in connection with the financial instrument constitutes a recommendation by Solactive AG to invest capital in said financial instrument nor does it in any way represent an assurance or opinion of Solactive AG with regard to any investment in this financial instrument.

Important information

Note on the Fund management company and the fund
Multi Units Luxembourg, RCS B115129, Luxembourg SICAV located 9, rue de Bitbourg, L-1273 Luxembourg, and managed by Amundi Luxembourg S.A.
The Fund is described in a Key Information Document (KID), or Key Investor Information Document (KIID) for UK investors, and prospectus. The Funds KID, or KIID for UK investors, must be made available to potential subscribers prior to subscription.
The Funds reference material (KIID, prospectus, annual and semi-annual reports) can be obtained from Amundi on request, or obtained via the amundietf.com website.

In the United Kingdom (the "UK"), this website is being issued by Amundi (UK) Limited, 77 Coleman Street, London EC2R 5BJ, UK. Amundi (UK) Limited is authorised and regulated by the Financial Conduct Authority ("FCA") and entered on the FCA's Financial Services Register under number 114503. This may be checked at https://register.fca.org.uk/ and further information of its authorisation is available on request. Each fund and its relevant sub-fund(s) under its respective fund range that is referred to in this website (each, a "Fund") is a recognised collective investment scheme for the purposes of Section 264 of the Financial Services and Markets Act 2000 (the "FSMA").
Potential investors in the UK should be aware that none of the protections afforded by the UK regulatory system will apply to an investment in a Fund and that compensation will not be available under the UK Financial Services Compensation Scheme.
Regarding Funds admitted on a regulated market, the listing is subject to a volatility control mechanisms to ensure that the ETF price does not deviate significantly from a reference price set by the listing rules of the relevant regulated market, notably through the implementation of a trading halt mechanism in case of significant deviation from this reference price.
The Fund offers no capital guarantee. Investors may not get back the full amount of their initial investment, particularly in the event that the benchmark index falls. Subscribing to a UCITS may involve risks. Potential investors are advised to read the Funds risk profile, which is described in detail in the prospectus. The amount that is reasonable to invest in the Fund will depend on the personal circumstances of each investor. To determine this amount, investors should take into account their financial situation, personal assets, and current and future requirements, as well as considering their willingness to accept risks or conversely their preference to invest cautiously. Investors are also strongly recommended to sufficiently diversify their investments so as to avoid being exposed solely to the risks of this Fund. Investors should therefore seek advice in this regard from their usual advisors (legal, tax, financial and/or accounting) before purchasing any units of the Fund.
The source of the data contained in this document is Amundi Asset Management unless otherwise stated.

Policy regarding portfolio transparency and warning on secondary market
The policy regarding portfolio transparency and information on the funds assets are available on amundietf.com. Shares purchased on the secondary market cannot usually be sold directly back to the fund. Investors must buy and sell shares on a secondary market with the assistance of an intermediary (e.g. a stockbroker) and may incur fees for doing so. Investors may pay more than the current net asset value when buying shares and may receive less than the current net asset value when selling them.

« Technical net asset values may be calculated and published for any calendar day (excluding Saturdays and Sundays) that is neither a business day nor a transaction day. These technical net asset values are merely indicative and will not be the basis for purchasing, switching, redeeming and/or transferring shares."